

LITTLE BAY BOARDS





**Hollow wood surf starts with a tree...**



**...looking for a new life as...**





## **Locally Sourced Lumber**

Walnut from a tree cut down in 2007 from John's front yard in Harbor Springs, Michigan.



**The boards are hand selected to showcase nature's artistic expression grown within the tree.**



**The calculations are made.**



**The “river” is sized.**





**Backing tape is applied to prep for the epoxy pour...**



**“Pure White” with a small amount of “Diamond White” gets measured into the epoxy mixing bucket.**



*Mixy Mixy*



**The Pour...**














**Popping the bubbles with the heat gun...**





**Top & bottom skin ready for...**




**Inside lam, 1.4oz fiberglass**



**Cutting the shape...**



**Sanding the skins...**



Laser cut frames...



Putting on frame...













**Clamping top skin to frame...**



**First Rail...**













**5.6 oz fiberglass**




**Ready to set the fins...**





**Final coat of epoxy...**













LITTLE BAY BOARDS





LITTLE BAY BOARDS



